



File a Claim Online

Superiorvision.com provides quick access to your vision benefits information. Find everything you need from eye care professionals to claim forms and discounts online.

Step 1:

Visit **superiorvision.com** and click on “Member log in” from the top navigation.

Step 2:

If you already have an account, enter your username and password. Otherwise, click the “Create a new account” button.

Step 3:


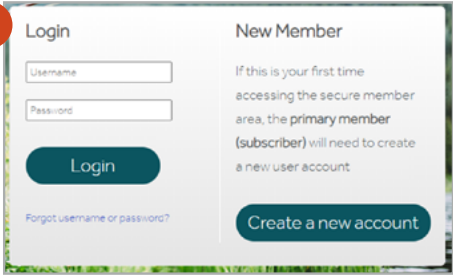

Once signed in, your information will be displayed. Click on the “Submit a claim” link located beneath the subscriber’s information.

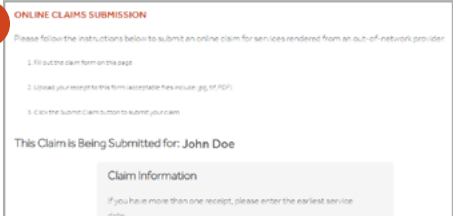
Step 4:

You will then be taken to the “Online claims submission” page. Fill out the claim accordingly and submit electronically.

Submit a claim by mail:

Repeat steps 1 through 2 and then click on the “Forms and Pubs” link located above “Subscriber Information”. Once on the “Forms and Pubs” page, click on the “Member Reimbursement Claim Form” link. Print the form, fill it out and mail it in to the address located on the form. Should you need more assistance, please call customer service at 1 (800) 507-3800.

- 
- 
- 

Subscriber ID	First Name	Last Name	Address	DOB	Coverage Tier
9300000000	John	Doe	1234 Apple Ave Any State USA 12345	20/08/1975	Employee Only
Network	Group #	Group Name	Plan	Effective Date	Term Date
0000000000	9300000000	9300000000	9300000000	01/01/2020	01/01/2025
- 

What else can I do in my member account?

Use your member account to easily locate an in-network eye care professional, view your benefits and eligibility, print your ID card, download forms and more.